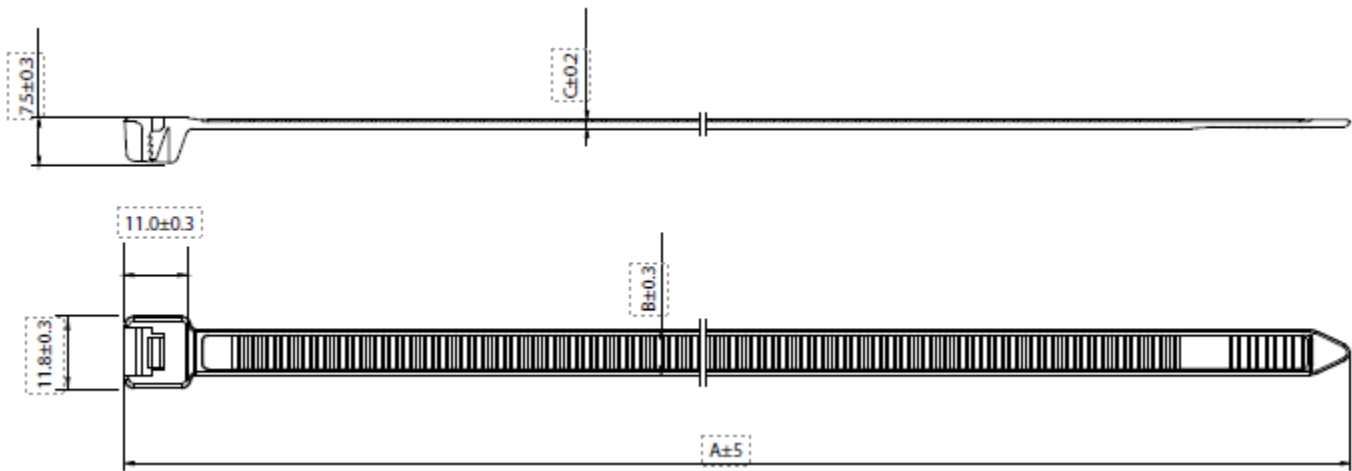


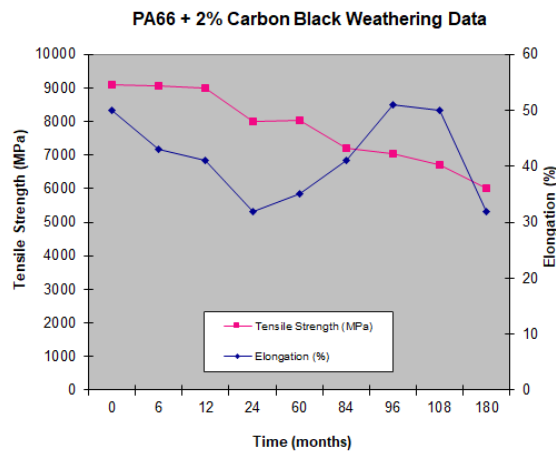
## Electriduct UV/WR Resistant (120lbs) Heavy Duty Cable Ties



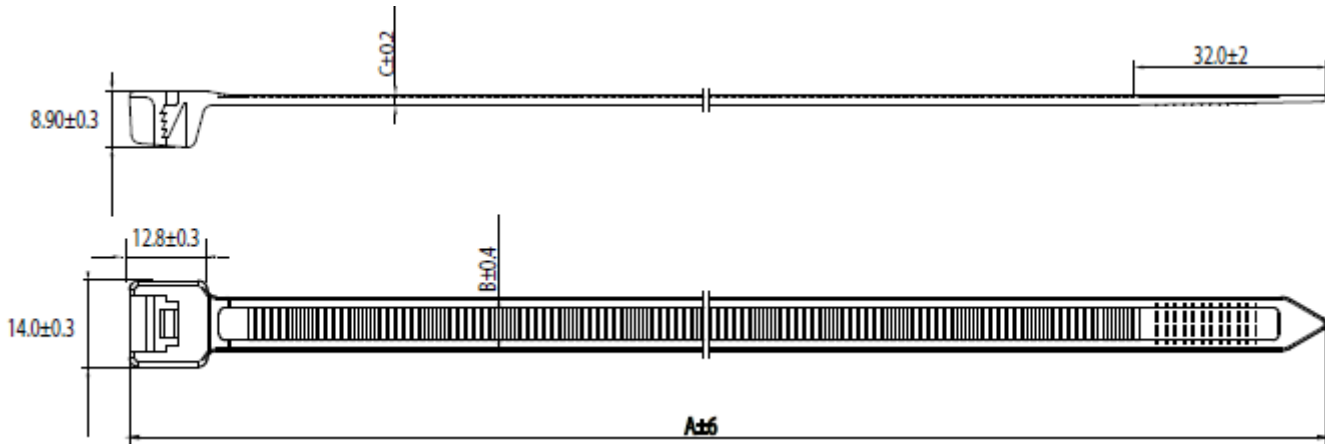
Part #	Size mm (in)	A	B	C	Bundle Diameter		Tensile lbs
					Min	Max	
CT-UV-WR-HD-08-120	7.6 x 200 (8)	200	7.6	1.5	6	50.9	124
CT-UV-WR-HD-14-120	7.6 x 370 (14)	370	7.6	1.5	6	103.5	124
CT-UV-WR-HD-18-120	7.6 x 450 (18)	450	7.6	1.5	6	130.5	124
CT-UV-WR-HD-24-120	7.6 x 610 (24)	610	7.6	1.5	6	220	124

**Table measurements are in millimeters (mm) and a tolerance of ± 10%.**

1. MATERIAL: Polyamide 6.6 natural + 2% carbon black
2. MATERIAL BRAND: Vydne 25WSP
3. Flammability of raw material: UL 94 - V2
4. Humidity absorption: 2.7% - 2.8% (23°C - 50% R.H.)
5. Installation temperature: -20°C to +85°C (-4°F to +185°F)
6. Working temperature: -40°C to +85°C (-40°F to +185°F)
7. Max sustainable temperature for short time: +110°C
8. Good resistance to bases, oils, greases, oil derivates, chloride solvents. Limited resistance to acids. Not resistant to phenols.
9. Carbon black addition gives a better UV resistance
10. Complies with UL62275 Type 21/21S, and EN62275
11. UV Resistant to ANSI/UL 62275 TYPE 21 Classification 1000HR, 100% Strength Retained
12. Laboratory tests indicate that products made with 25WSP can retain over 70% of their original strength after 15+ years of exposure to the outdoor environment.



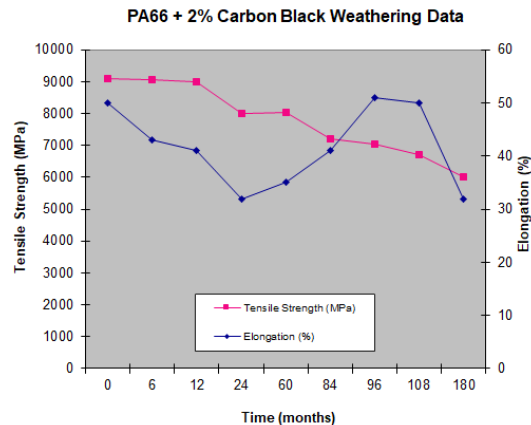
## Electriduct UV/WR Resistant (175lbs) Heavy Duty Cable Ties



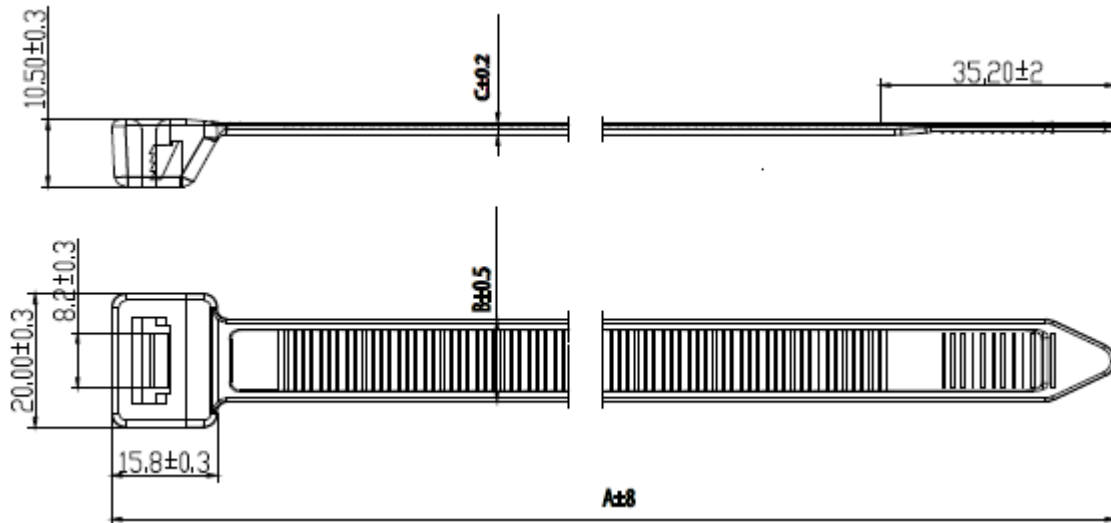
Part #	Size mm (in)	A	B	C	Bundle Diameter		Tensile lbs
					Min	Max	
CT-UV-WR-HD-18-175	8.8 x 450 (18)	450	8.8	1.7	7	130.5	180
CT-UV-WR-HD-36-175	8.8 x 920 (36)	920	8.8	1.7	7	280	180
CT-UV-WR-HD-40-175	8.8 x 1020 (40)	1020	8.8	1.7	7	295	180
CT-UV-WR-HD-46-175	8.8 x 1168 (46)	1168	8.8	1.7	7	340	180

**Table measurements are in millimeters (mm) and a tolerance of ± 10%.**

1. MATERIAL: Polyamide 6.6 natural + 2% carbon black
2. MATERIAL BRAND: Vydine 25WSP
3. Flammability of raw material: UL 94 - V2
4. Humidity absorption: 2.7% - 2.8% (23°C - 50% R.H.)
5. Installation temperature: -20°C to +85°C (-4°F to +185°F)
6. Working temperature: -40°C to +85°C (-40°F to +185°F)
7. Max sustainable temperature for short time: +110°C
8. Good resistance to bases, oils, greases, oil derivatives, chloride solvents. Limited resistance to acids. Not resistant to phenols.
9. Carbon black addition gives a better UV resistance
10. Complies with UL62275 Type 21/21S, and EN62275
11. UV Resistant to ANSI/UL 62275 TYPE 21 Classification 1000HR, 100% Strength Retained
12. Laboratory tests indicate that products made with 25WSP can retain over 70% of their original strength after 15+ years of exposure to the outdoor environment.



## Electriduct UV/WR Resistant (250lbs) Heavy Duty Cable Ties



Part #	Size mm (in)	A	B	C	Bundle Diameter		Tensile lbs
					Min	Max	
CT-UV-WR-HD-09-250	12.4 x 230 (9)	230	12.4	1.9	9	57	247
CT-UV-WR-HD-11-250	12.4 x 290 (11)	290	12.4	1.9	9	76	247
CT-UV-WR-HD-15-250	12.4 x 380 (15)	380	12.4	1.9	9	103.5	247
CT-UV-WR-HD-19-250	12.4 x 480 (19)	480	12.4	1.9	9	136.5	247
CT-UV-WR-HD-22-250	12.4 x 580 (22)	580	12.4	1.9	9	168	247
CT-UV-WR-HD-26-250	12.4 x 650 (26)	650	12.4	1.9	9	195	247
CT-UV-WR-HD-34-250	12.4 x 880 (34)	880	12.4	1.9	9	263	247
CT-UV-WR-HD-40-250	12.4 x 1000 (40)	1000	12.4	1.9	9	315	247

**Table measurements are in millimeters (mm) and a tolerance of ± 10%.**

1. MATERIAL: Polyamide 6.6 natural + 2% carbon black
2. MATERIAL BRAND: Vydne 25WSP
3. Flammability of raw material: UL 94 - V2
4. Humidity absorption: 2.7% - 2.8% (23°C - 50% R.H.)
5. Installation temperature: -20°C to +85°C (-4°F to +185°F)
6. Working temperature: -40°C to +85°C (-40°F to +185°F)
7. Max sustainable temperature for short time: +110°C
8. Good resistance to bases, oils, greases, oil derivatives, chloride solvents. Limited resistance to acids. Not resistant to phenols.
9. Carbon black addition gives a better UV resistance
10. Complies with UL62275 Type 21/21S, and EN62275
11. UV Resistant to ANSI/UL 62275 TYPE 21 Classification 1000HR, 100% Strength Retained
12. Laboratory tests indicate that products made with 25WSP can retain over 70% of their original strength after 15+ years of exposure to the outdoor environment.

# vydyne 25WSP data sheet

weather resistant nylon

## Product Description

---

**Vydyne® 25WSP is a black, weather resistant injection molding grade Nylon 66 resin.** These resins offer a well-balanced combination of engineering properties characterized by high strength, rigidity, good toughness, high melt point, good surface lubricity and abrasion resistance. Vydyne 25WSP maintains the chemical resistance typical of nylon to many chemicals, solvents, gasoline, and machine and motor oils.

Weather resistance is obtained by incorporating finely divided, well-dispersed carbon black particles in the nylon matrix. While the presence of carbon black usually increases brittleness, these resins have been formulated to minimize loss of ductility properties such as elongation and Izod impact strength. As a result, parts molded from 25WSP frequently exhibit higher ductility and practical toughness compared with other black, weather resistant, non-impact modified Nylon 66 molded parts.

**Vydyne 25WSP resins** are internally and externally lubricated for improved machine feed and exceptional mold release. Vydyne 25WSP is intended for use in high-productivity applications. In many applications, the molding cycle can be reduced because molded parts may be removed from the cavity at higher temperatures. In difficult molds where parts have a tendency to stick in the cavity, Vydyne 25WSP can reduce or eliminate the need for mold release sprays. Critical molded part dimensions should be checked against specifications before implementing shorter molding cycles on a routine production basis.

## Typical Applications/End Uses

---

Lubricated for machine feed and mold release, Vydyne 25WSP provides very good flow and easy moldability. Typical applications include cable ties/tie straps, where its combination of easy flow, good ductility, and high tensile strength is particularly attractive, and a wide variety of electrical/electronic and miscellaneous applications requiring weather resistance.

## Vydyne 25WSP Specifications and Regulations

---

### **ASTM**

Conforms to ASTM D-4066 PA0191  
Conforms to ASTM D-6779 PA0191

### **Federal\***

Conforms to Federal  
Specification LP-410a

### **Military\***

Conforms to Military Specification  
MIL-M-20693B

### **FDA**

Complies with 21 CFR 177-1500

*\* Superseded by ASTM D-4066*

# Typical Properties for Vydyne 25WSP

Test temperature 23°C unless otherwise noted

Physical Properties	Test Conditions	Dry as Molded	Conditioned 2.5% Moisture
Specific Gravity (g/cm <sup>3</sup> )	ISO 1183	1.14	—
Mold Shrinkage (%)	ISO 294-4		
2 mm - Parallel		1.4	—
2 mm - Normal		1.6	—
Water Absorption @ 23°C (%)	ISO 62		
24 Hours		1.2	—
Equilibrium at 50% RH		2.4	—
Mechanical Properties	Test Conditions	Dry as Molded	Conditioned 2.5% Moisture
Tensile Strength @ Yield (MPa)	ISO 527	83	77
Tensile Strength @ Break (MPa)	ISO 527	—	—
Elongation @ Yield (%)	ISO 527	4.5	25
Elongation @ Break (%)	ISO 527	20	60
Tensile Modulus (MPa)	ISO 527	3,400	1,550
Poisson's Ratio	ISO 527	0.41	—
Flexural Modulus (MPa)	ISO 178	3,100	1,400
Flexural Strength (MPa)	ISO 178	87	22
Notched Charpy Impact (KJ/M <sup>2</sup> )	ISO 179		
23°C		6.0	—
-30°C		4.8	—
Unnotched Charpy Impact (KJ/M <sup>2</sup> )	ISO 179		
23°C		76	—
-30°C		100	—
Notched Izod Impact (KJ/M <sup>2</sup> )	ISO 180	6	—
Thermal Properties	Test Conditions	Dry as Molded	Conditioned 2.5% Moisture
Melting Point (°C)	ISO 3146	260	—
Heat Deflection Temperature (°C)	ISO 75		
1.82 MPa		70	—
0.45 MPa		225	—
Vicat @ 50N (°C)	ISO 306	237	—
Coefficient of Linear Thermal Expansion	ISO 11359		
2 mm - Parallel, 23°C-55°C (10 <sup>-5</sup> mm/mm/°C)		1.0	—
2 mm - Normal, 23°C-55°C (10 <sup>-5</sup> mm/mm/°C)		1.1	—
Electrical Properties	Test Conditions	Dry as Molded	Conditioned 2.5% Moisture
Dielectric Strength (kV/mm) (step-by-step) 3.0 mm	IEC 60243	12	—
Volume Resistivity (ohm-cm x 10 <sup>15</sup> ) 3.0 mm	IEC 60093	26	—
Comparative Tracking Index (volts) 3.0 mm	IEC 60112	400-599	—

# Flammability Properties for Vydyne 25WSP

Flammability Properties	Test Conditions	Dry as Molded
<b>Glow Wire Flammability Index (GWFI/°C)</b>	IEC 60695-2-12	
0.71 mm		850
1.5 mm		875
3.0 mm		960
<b>Glow Wire Ignition Temperature (GWIT/°C)</b>	IEC 60695-2-12	
0.71 mm		700
1.5 mm		700
3.0 mm		725
<b>Limiting Oxygen Index (%)</b>	ASTM D-2863	23

## Typical Molding Conditions for Vydyne 25WSP

Optimal processing conditions will depend on such features as machine size, screw design, die design, and material residence time. The settings below are a guide to achieving stable processing and good part quality. It is best to use a hand-held pyrometer to measure stock melt temperature in an air shot.

## Underwriters Laboratories Recognized Component Ratings

Yellow Card File Number E70062

Color: All

Parameters	Test Conditions	Thickness (mm)		
		0.75	1.5	3.0
<b>Temperature Index (°C)</b>	UL 746B			
Electrical		130	130	130
Mechanical w/Impact		75	75	75
Mechanical w/o Impact		85	85	85
<b>Hot Wire Ignition (Rating)</b>	UL 746A	4	3	2
<b>UL94 Flammability Class (Rating)</b>	UL Flame Test	V-2	V-2	V-2
<b>High Amperage Arc Ignition (Rating)</b>	UL 746A	0	0	0
<b>High Volt Track Rate (Rating)</b>	UL 746A	—	—	0
<b>D495 Arc Resistance (Rating)</b>	UL 746A	—	—	5
<b>UL 746A Track Rate (CTI) (Rating)</b>	UL 746A	—	—	0

Virgin and regrind up to 50% by weight have the same basic material characteristics.

All numerical flame spread ratings appearing in this data sheet are not intended to reflect hazards presented by this or any other material under actual fire conditions. Each end user should determine whether potential fire hazards are associated with the finished product and whether Vydyne resin is suitable for the particular use. Products made from Vydyne resins should not be exposed to open flames. In the case of direct exposure to open fire, Vydyne resins and products made therefrom can ignite and burn. Always store and use finished products in locations well away from open flames and sources of ignition.

## Suggested Machine Conditions

Parameters	Machine Settings
<b>Melt Temperature, °C</b>	275 to 305
<b>Cylinder Settings, °C</b>	270 to 310
<b>Mold Surface Temperature, °C</b>	15 to 95
<b>Injection Pressure, MPa</b>	55 to 140
<b>Holding Pressure, MPa</b>	55 to 140
<b>Injection Time, sec</b>	< 1 to 2.5
<b>Screw Back Pressure, MPa</b>	0.2 to 1.0
<b>Screw Speed, rpm</b>	50 to 150
<b>Cushion, mm</b>	3.0 to 6.4
<b>Clamp Pressure, tons/cm<sup>2</sup></b>	0.3 to 0.7

## Suggested Guidelines for Molding

---

1. Your Vydyne nylon resins arrive packaged in moisture-protected containers. If you do not open the original package prior to use, then drying is not necessary. However, if drying is necessary, we recommend that you use a dehumidified air-type dryer (desiccant bed) with a maximum air temperature of 70°C or 1 to 3 hours.
2. The recommended melt temperatures for Vydyne general-purpose resins are 275 to 305°C. Measure the stock in an air shot with a hand-held pyrometer. In addition to the barrel heater bands, screw back pressure and rotation speed add heat to the melt.
3. Maintain mold surface temperatures in a range of 15 to 95°C. We recommend temperatures on the high end, as the molding cycle allows, to aid in mold filling and to improve the appearance of the molded part.
4. Injection fill rates should be fast. Minimize the use of back pressure 0.2 to 1.0 MPa to yield a consistent melt and/or adequate mixing of color concentrates. Set the screw rotation speed at the minimum required to maintain the molding cycle (50 to 150 rpm).
5. Hold pressure should be set high enough to prevent screw bounce. Hold time should be set until the gate freezes.
6. Maintain your machine's shot-weight-to-barrel-size ratio at 40% to 80% of rated (polystyrene) capacity. A lower shot-to-barrel ratio results in excess residence time and polymer degradation, which can permanently embrittle the molded part. At a shot-to-barrel ratio above the recommended ratio, molding machinery is often unable to deliver a uniform melt or the desirable fast mold fill.
7. Regrind must be dry when molded. The preferred procedure is to grind and reuse immediately after molding. Regrind-to-virgin ratios of 25% or less have shown no significant property loss when properly molded. However, to ensure adequate performance of your molded part, determine acceptable levels for each application through actual part testing.

### *Disclaimer of Warranty and Liability*

*NOTICE: Although the information and recommendations set forth herein (hereinafter "Information") are presented in good faith and believed to be correct as of the date hereof, Ascend Performance Materials, LLC makes no representations or warranties as to the completeness or accuracy thereof.*

*Information is supplied upon the condition that the persons receiving same will make their own determination as to its suitability for their purposes prior to use. In no event will Ascend Performance Materials, LLC be responsible for damages of any nature whatsoever resulting from the use of or reliance upon Information or the products to which Information refers. Nothing contained herein is to be construed as a recommendation to use any product, equipment, or formulation in conflict with any patent, and Ascend Performance Materials, LLC makes no representation or warranty, express or implied, that use thereof will not infringe any patent. No representations or warranties, either express or implied, of merchantability, fitness for a particular purpose, or of any other nature are made hereunder with respect to Information or the product to which Information refers*