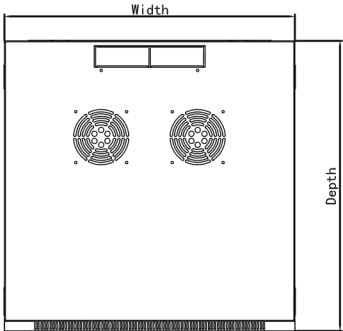
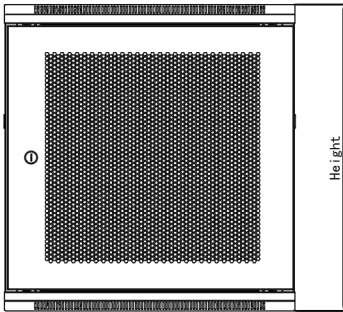


QWM-EPRO-DELUX-6U The EPRO DELUX 6U Wall Mount Cabinet(Black)

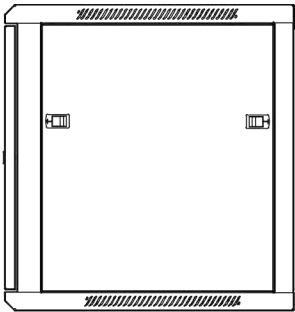


TOP

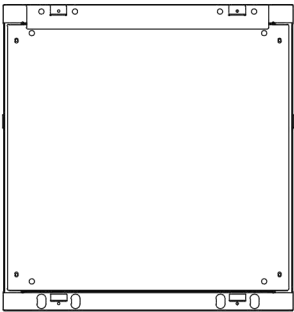
Model No.	Capacity(U)	Width (mm)	Depth (mm)	Height (mm)
DELUX-6U	6	600	450	368




FRONT



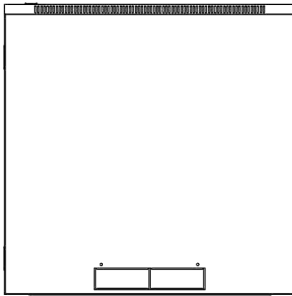
SIDE



BACK



3D Sketch



BOTTOM

Standard:
 Comply with ANSI/EIA
 RS-310-D、IEC297-2、DIN41494;PART1;
 DIN41494;PART7 ;

Material:
 SPCC Cold Rolled Steel ;
 19" rails: 1.2mm,side panel:1.0 mm,
 others: 1.2mm

Loading capacity:
 Static loading: 60KG