

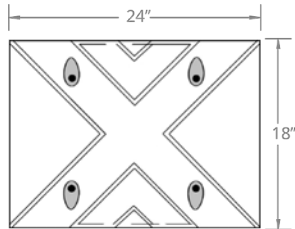


SPEED HUMPH SPECIFICATIONS

Models

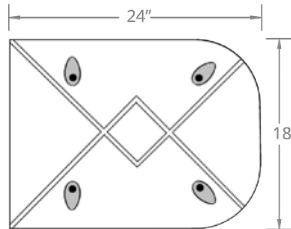
SB-RF-RKSH18C

- 18 inch speed mini hump center module



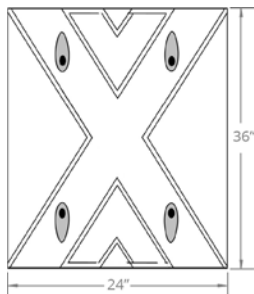
SB-RF-RKSH18E

- 18 inch speed mini hump end module



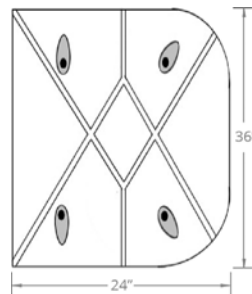
SB-RF-RKSH36C

- 36 inch speed hump center module



SB-RF-RKSH36E

- 36 inch speed hump end module



Specifications

SB-RF-RKSH18E/C

- 23 lbs
- 18"W x 24"L x 2-1/4"H
- Additional center modules can be added for custom lengths

SB-RF-RKSH36E/C

- 52 lbs
- 36"W x 24"L x 2-1/4"H
- Additional center modules can be added for custom lengths

Hardware Kit

SB-RF-RKSH18/36HWK

- 4 - Lag Bolts: 3/8"W x 5"L
- 4 - Washers: 3/8"W x 1"L
- 4 - Plastic Lag Anchors
- 1 - Dual Connector