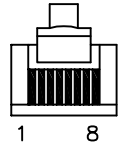
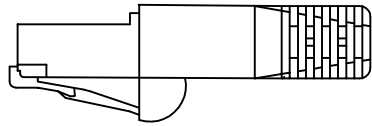
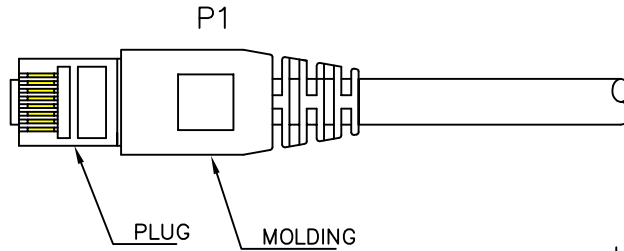


DATE	REV	DESCRIPTION	BY	CHKD



MATING VIEW

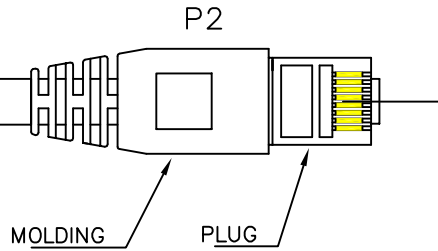


P1

PLUG

MOLDING

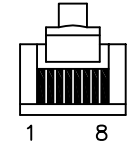
LENG



P2

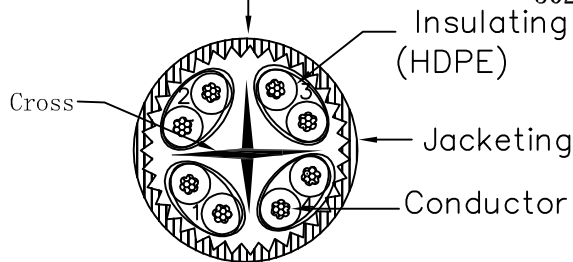
MOLDING

PLUG



MATING VIEW

Marking: <LP556> YFC CAT6A UTP 10 GIGABIT ETHERNETPATCH CABLE ISO/IEC 11801 & EN 50288 & TIA/EIA-568-B.2 & IEC 332.1 24AWGX4P TYPE CM (UL) C(UL) CMH E164469-F3



Cross

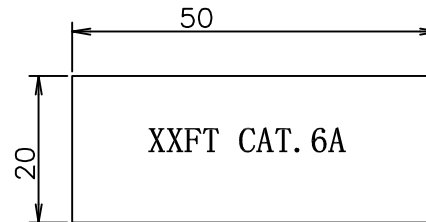
Insulating (HDPE)

Jacketing

Conductor

Conductor	Bare Copper 24AWG 7/0.196 ± 0.015mm
Insulation	Thickness: MIN at any point: 0.20mm MAX AVG: 0.25mm Diameter: 1.05 ± 0.05mm
Jacketing	PVC Thickness: MIN at any point: 0.50mm MAX AVG: 0.60mm Diameter: 7.0 ± 0.15mm

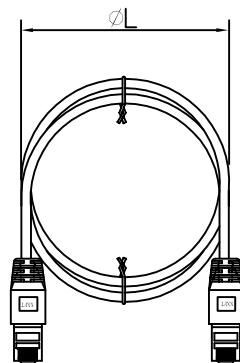
orange 2	green 3
white/orange	white/green
blue 1	brown 4
white/blue	white/brown



LABEL

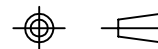
PA/R	P1(T568B)	WIRE	P2(T568B)
1	1	WHT/ORG	1
	2	ORG	2
2	3	WHT/GRN	3
	6	GRN	6
3	4	BLU	4
	5	WHT/BLU	5
4	7	WHT/BRN	7
	8	BRN	8

WIRE	CAT. 6A UTP STR 24AWG*4P
PLUG	YU-02
LENGTH	XXFT
WIRE COLOR	XX
Gold plating	50U"



Unless specified on the drawing, tolerances are per the follows:
 . ± 1
 .X ± 0.2
 .XX ± 0.05

3RD



DRAW.NO	YU-02	ITEM	CAT. 6A UTP STR 24AWG*4P		
DEPARTMENT		DRAW	Zhonyang Wu	DATE	2007/12/14
SCALE		CHECKER		DATE	
UNIT	MM	APPROVAL		DATE	