



SHIPPING SUPPLY SPECIALISTS

## Cable Tie Gun Operating Instructions:

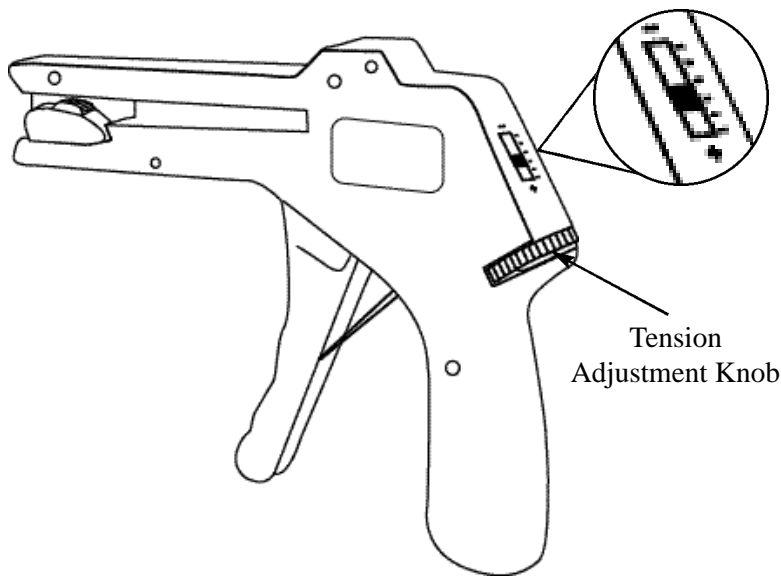
Uline cable tie tensioning tools are designed to be simple to use and are completely adjustable to match your application.

### Simple to Use:

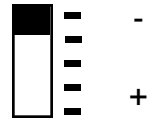
- Place tie around bundle and pull tight with hand.
- Attach tool at tie head and squeeze trigger to increase tension.

### Adjustable:

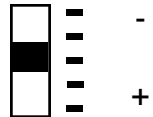
- Adjust the tension by turning the red tension knob located on the handle of the gun.
  - Turn to the right to increase pressure
  - Turn to the left to decrease pressure
- Set the tension knob in the proper position according to the width of the cable tie which will be cut down:



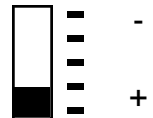
• Suitable for  
2.5 mm



• Suitable for  
3.6 mm



• Suitable for  
4.8 mm



(If tie is too loose, increase tension. If tie tears or breaks, reduce the tension level)

- Tie is pulled until it reaches the pre-set tension and then is cut off.

**CAUTION:** This tool has been designed for use with mil-spec approved cable ties only. Do not use this device for tensioning or cutting any other wires or materials.