

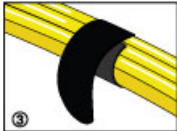
EconoWrap



Position EconoWrap onto bundle with fuzzy side away from object.



Wrap tightly around bundle.

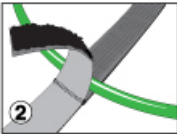


Completed.

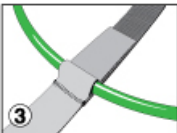
EconoWrap Slip-on



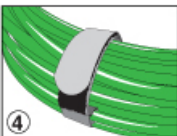
Peel the loop strap away from hook strap.



Mount the cable.

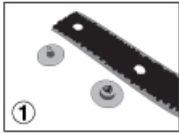


Re-fasten the loop strap.



Wrap EconoWrap tightly around bundled cables. Press the bull nose hook to the loop to fasten securely.

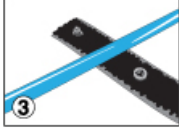
EconoWrap Snap-on



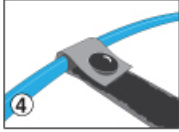
Take Rivets (Female and Male) out of the plastic bag.



Set each rivets under the holes.



Place the cable between rivets.




Snap the EconoWrap to close the rivets.



Wrap EconoWrap tightly around bundled cables. Press the bull nose hook to the loop to fasten securely.

EconoWrap with Nylon Tie



Position EconoWrap near male end of cable with fuzzy side facing away from cable. Wrap tightly around cable one and a half times.



Insert pointed end of plastic tie through hole closest to cable and thread through eyelet. Pull tight.



Clip off excess tie. The EconoWrap is now anchored in place.



Wrap EconoWrap tightly around bundled cables with the fuzzy side out until cables are secure.



To release pull rounded bullnose.