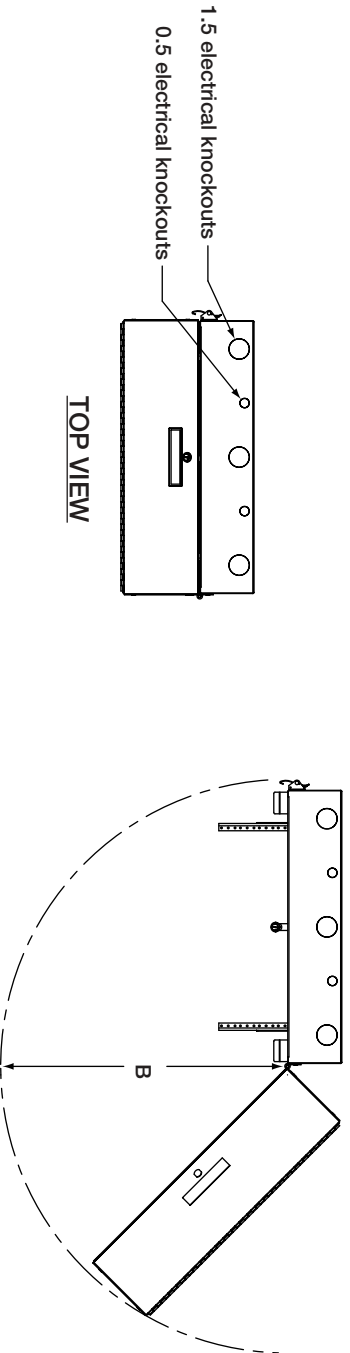


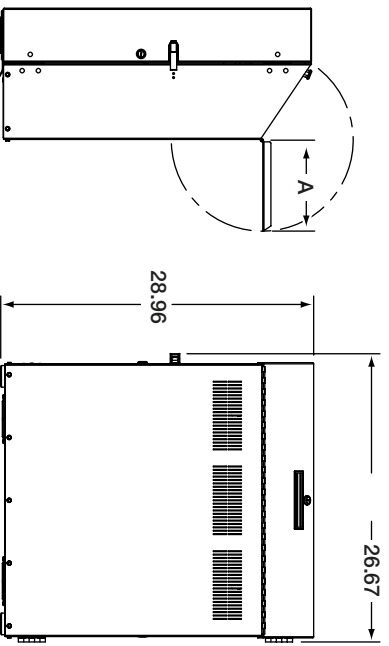
# WRS/WRP Series Basic Dimensions



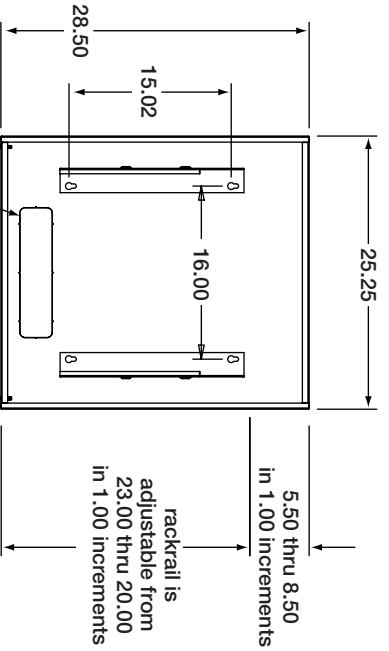
TOP VIEW  
Front cover swing is reversible



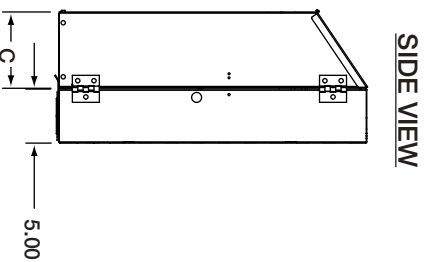
TOP VIEW



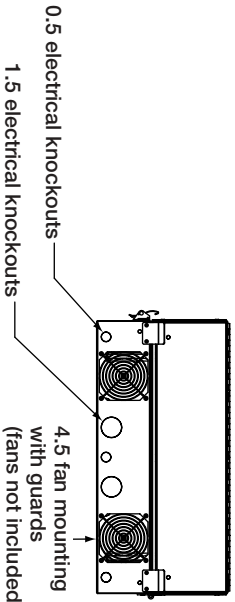
SIDE VIEW



FRONT VIEW  
BACKPAN



SIDE VIEW



BOTTOM VIEW

All dimensions are in inches unless otherwise noted

PART #	A TOP CLEARANCE	B CENTER CLEARANCE	C CENTER SECTION DEPTH	RACKING HEIGHT/ RACKSPACES	TOP COVER	FINISH
WRP-4	4.70	25.88	3.63	7.0 / 4SP	PLEXIGLASS	PUTTY
WRP-6	8.56	26.50	7.13	10.5 / 6SP	PLEXIGLASS	PUTTY
WRP-8	11.56	27.75	10.63	14 / 8SP	PLEXIGLASS	PUTTY
WRS-4	4.70	25.88	3.63	7.0 / 4SP	SOLID STEEL	BLACK
WRS-6	8.56	26.50	7.13	10.5 / 6SP	SOLID STEEL	BLACK
WRS-8	11.56	27.75	10.63	14 / 8SP	SOLID STEEL	BLACK